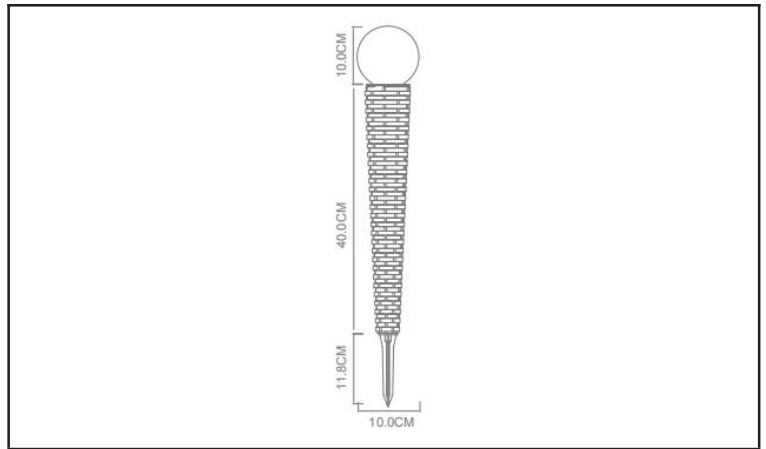



## Solar Glass Pearl Bollard

Model NO.: HK-SL6001-H-G-C



Read these instructions carefully and thoroughly before operating this unit. **IMPORTANT SAFETY INSTRUCTIONS. READ AND SAVE THESE INSTRUCTIONS.**

### Solar INSTALLATION

Your LED Lamp is a solar-operated accent and marking lamp. Operate the lamp only vertically. It is a weatherproof and should be operated in direct sunlight. The rechargeable battery are partially charged at the time of delivery. Full power will be available after about three days of operation on sunny days. This enables optimum southward orientation. Please remove the battery tab to activate. Unscrew the battery compartment to remove the battery tab, and once removed re-screw until tight. At dusk, the lamp automatically switches on. When the battery is fully charged, the lamp will illuminate for up to 8 hours. In winter and during unfavourable weather conditions this time can be shorter.

### MAINTENANCE AND CARE

Accumulations of dirt or snow on the top of pearl can reduce the duration of the illumination. Do not use solvents for cleaning and do not apply pressure to the solar module. Push the spike carefully into the ground: if the ground is hard, first make a hole to avoid damaging it.

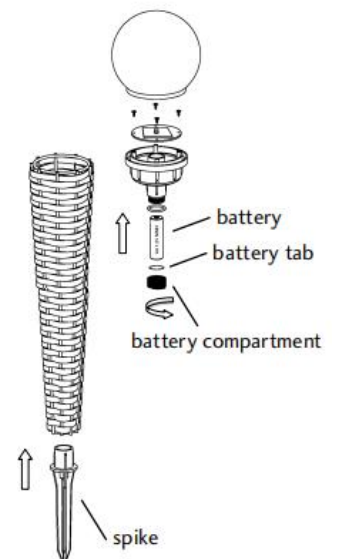
### BATTERY REPLACEMENT

Battery may need replacing after 1-2 years, depending on the conditions they have had to endure. The battery is housed on the underside of the glass pearl light assembly and can be removed by The battery (1xAA) can be replaced with any 1.2V rechargeable one available in retail outlets.

### TROUBLESHOOTING

If the solar lamp does not work despite having followed these instructions, then please check the following:

- check for correct polarity ( + - ) of battery.
- Check the solar cell for damage.



- Make sure that the lamp is not in the shade during the day.
- Replace all batteries at the same time.
- Short illumination duration despite optimum exposure to the sun means that the battery need to be replaced. Please see only rechargeable battery of the same type. Do not use non-rechargeable primary battery

### **LAMP IS NOT A TOY.**

Children frequently do not recognize the dangers associated with the improper handling of electric appliances or their packaging. Therefore, you should keep them away from children. If you give this lamp to someone else, always include the operating instructions.

### **ENVIRONMENT PROTECTION**

Dispose of the rechargeable battery at a suitable collection point for batteries.

### **Technical details:**

2V/40MA Solar Panel

AA 1.2V/300MAH NI-MH Battery

### **Care and Cleaning:**

Solar Light should be cleaned periodically with a cloth and mixture of 50/50 water and vinegar.

Solar panel should be cleaned periodically with damp cloth for maintaining optimum performance (to remove dust and debris). Do not place in areas where children normally play, or where they may trip and fall against the pendant light.

**HANKO ELECTRONICS CO., LTD**

**Tel: +86- 13706128192**

**E-mail: hanko@jssmail.com.cn**

**hanko@hankoelectronics.com**

**www.hankoelectronics.com**



We reserve the right to explain the terms of this product.